

# A60Q

## SEMICONDUCTOR PROTECTION FUSES



A60Q Amp-trap® Form 101 Semiconductor Protection fuses feature the only 600 volt AC/DC rating in the industry of similar size (1-1/2" x 13/32") fuses protecting semiconductors. A60Q also has the lowest I<sup>2</sup>t of all similar fuses and excellent cycling ability. Applications include inverters and small equipment requiring extremely fast response to faults, without the need to carry sustained heavy overloads.

### Features/Benefits

- **Lowest I<sup>2</sup>t** of any fuse this size for greater protection
- **Excellent cycling ability** gives advantage in equipment design
- **600V AC/DC rated**

### Ratings

- **AC:** 5-40A  
600VAC, 200kA I.R.
- **DC:** 5-40A  
600VDC, 100kA I.R.  
L/R = 10ms

### Approvals

- UL Recognized Component
- AC: UL Guide JFHR2 File E60314
- DC: UL File E60314

### HIGHLIGHTS:

- 600VAC/DC Rated
- Extremely Fast Acting
- Current Limiting
- Lowest I<sup>2</sup>t
- Excellent Cycling Ability



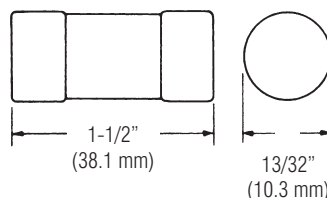
### APPLICATIONS:

- Protection of small inverters and drives, and equipment requiring the highest degree of protection

### Standard Fuse Ampere Ratings, Catalog Numbers

AMPERE RATING	CATALOG NUMBER	AMPERE RATING	CATALOG NUMBER
5	A60Q5-2	20	A60Q20-2
6	A60Q6-2	25	A60Q25-2
8	A60Q8-2	30	A60Q30-2
10	A60Q10-2	35	A60Q35-2
12	A60Q12-2	40	A60Q40-2
15	A60Q15-2		

For ampere ratings and styles not listed, call Technical Services.



### Catalog Numbering System

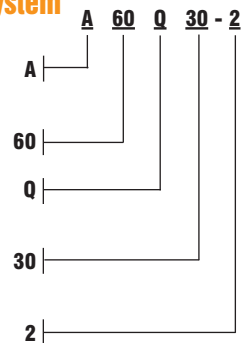
Amp-trap® Fuse

Rated Volts - 600

Style

Amperes

Mounting Type  
Ferrule, midget dims.  
(1-1/2" x 13/32")



### FUSE HOLDERS FOR A60Q FUSES

USM Series . . . ULTRASAFE™ Fuse Holders  
303 Series . . . Midget Fuse Blocks

# A60Q

## SEMICONDUCTOR PROTECTION FUSES

### I<sup>2</sup>t at 600VAC, 100kA

AMPERE RATING	MELTING I <sup>2</sup> t (A <sup>2</sup> s)	CLEARING I <sup>2</sup> t (A <sup>2</sup> s)
5	5	60
8	6.5	70
10	10	110
12	17	150
15	26	180
20	41	330
25	69	440
30	132	860
35	197	1300
40	276	1800

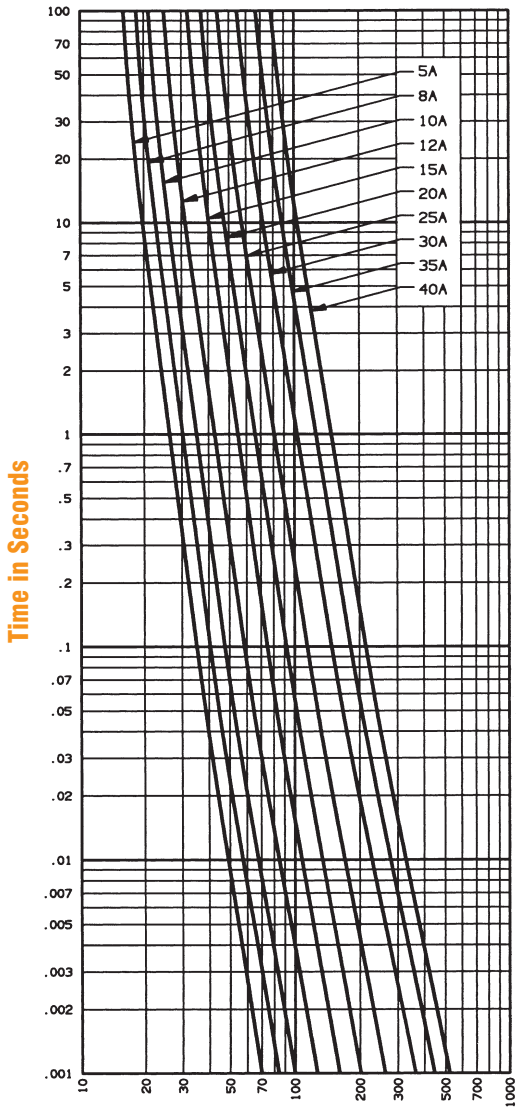
### Watts Loss Data

AMPERE RATING	WATTS LOSS @ 80% RATING (W)	WATTS LOSS @ 100% RATING (W)
5	0.5	0.7
8	0.7	1.1
10	0.9	1.5
12	1.3	2.0
15	1.9	3.0
20	2.6	4.4
25	2.9	5.3
30	3.0	5.8
35	3.3	6.4
40	3.6	7.0

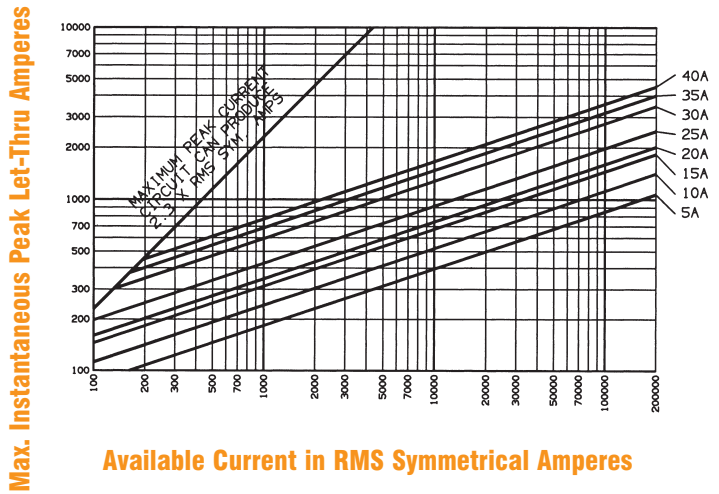
A60Q5 to 40



### Melting Time – Current Data, 600V Fuses



### Peak Let-Through Current Data – A60Q5 to 40, 600 Volts AC



### I<sup>2</sup>t at 600VDC, 100kA, L/R = 10 ms

AMPERE RATING	CLEARING I <sup>2</sup> t (A <sup>2</sup> s)
5	40
8	42
10	70
12	90
15	110
20	200
25	260
30	520
35	780
40	1100